

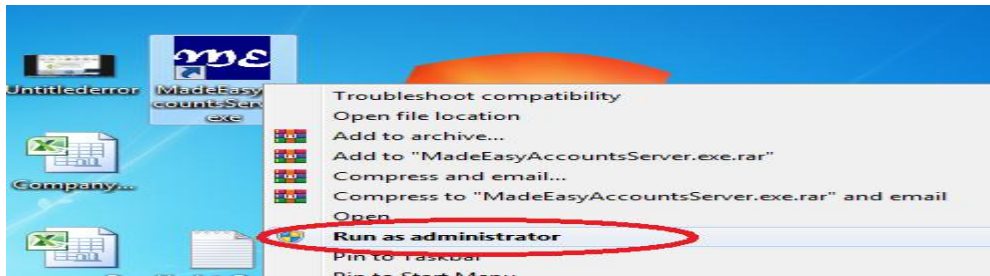
How To Obtain Annual License for any of our software

The Process of obtaining annual License is the same for all our software. Here we are going to use MadeEasyAccounts to demonstrate it.

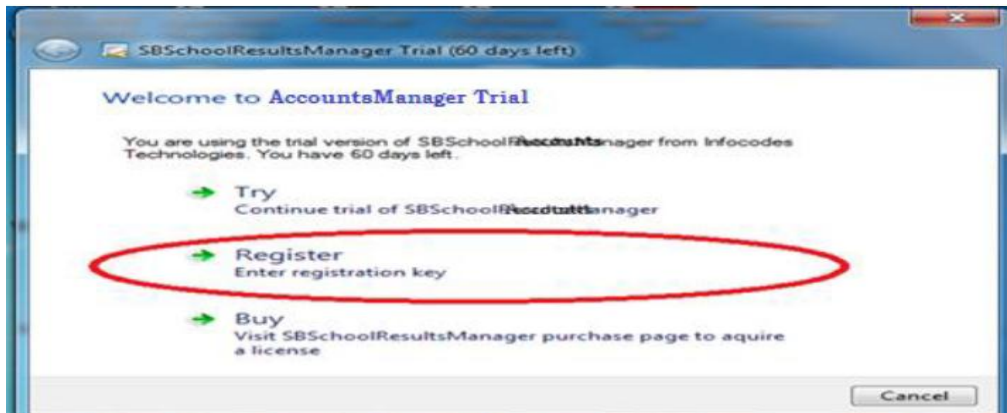
After trial period you have to obtain license to continue to use the software.

To Get Request License Code from your Computer take the following steps.

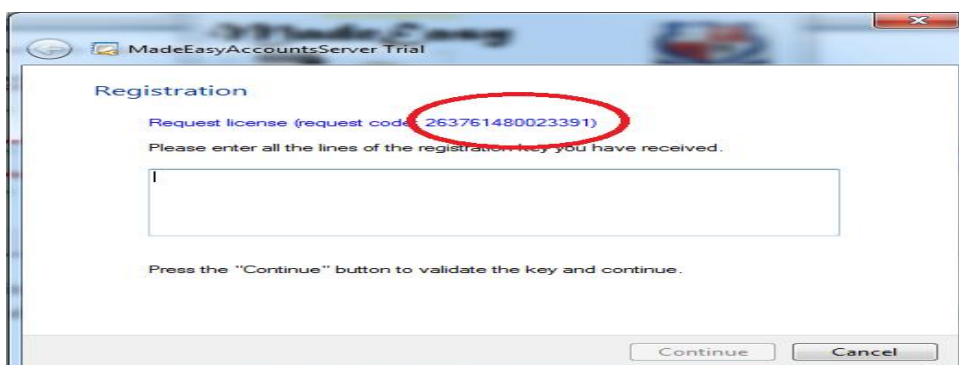
1. Right Click on the MadeEasyAccounts icon on your desktop (Blue Icon).
2. Select Run as Administrator.



3. The window below displays.



4. Click on "Register -Enter registration key" (circled above.)
5. A Request Code such as circled above will be generated on your computer (circled below).



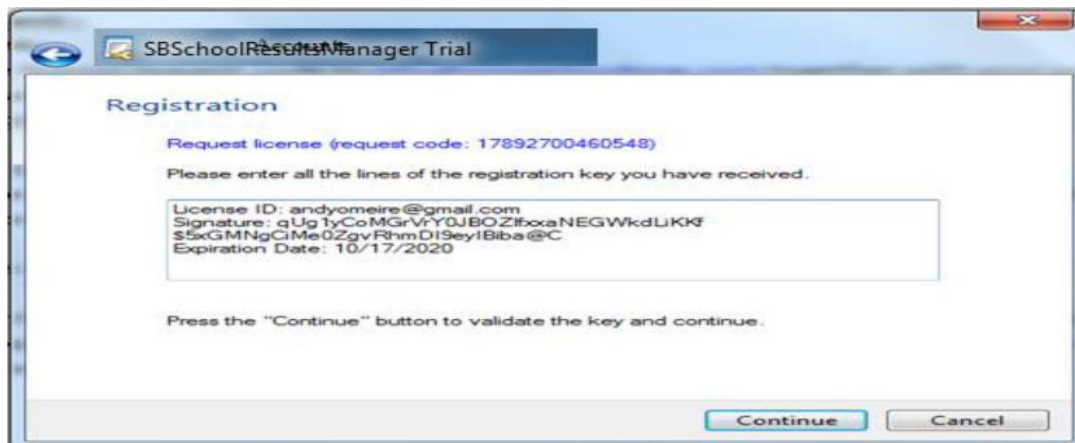
6. Copy the request license code. It will be used to prepare your license. Ensure that you enter your Request License Code correctly.

To obtain Request for the license take the following steps:

7. Go to Annual License page <https://infocodesng.com/pricing/> and pay for annual subscription.
8. We will reply you through your email with the License code such as below:

License ID: andyofelix@gmail.com
Signature:
qUg1yCoMGrVrY0JBOZIfxxaNEGWkdLiKKf\$5xGMNgCiMe0ZgvR
hmDI9eyIBiba@C
Expiration Date: 10/17/2020

9. When you receive the Release License code, copy everything as it is. Go back to your registration window and paste it inside the registration box as below.



10. Click Continue button to complete the process.
11. Contact us if you need assistance.